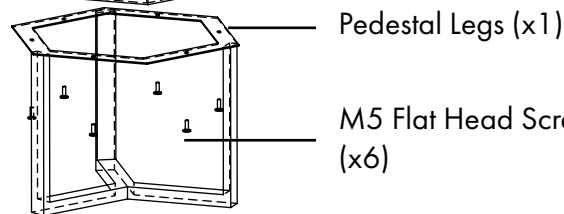
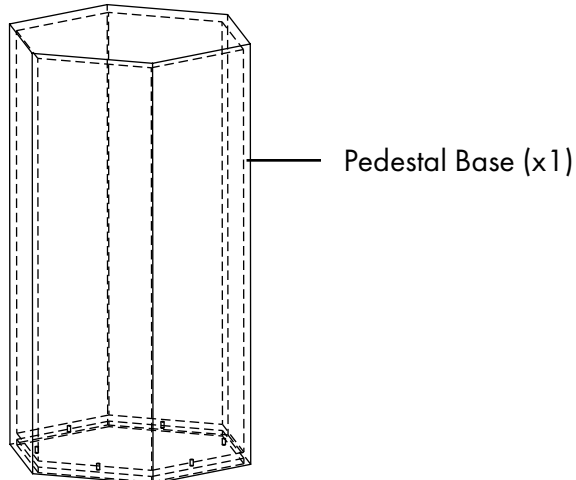


37", 43" Geometric Pedestal, Black and Gold

SKU: GPDCBG37, GPDCBG43



Parts



M5 Flat Head Screws
(x6)

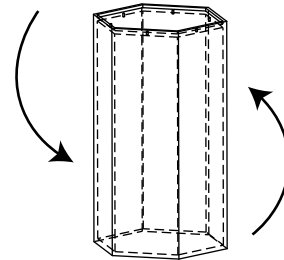


Flat Head Screwdriver
(x1)

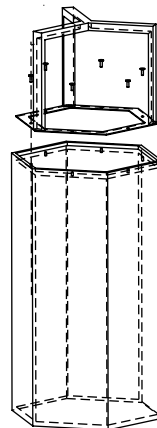
Scan the QR code to
visit the product page!



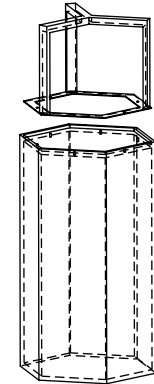
Assembly



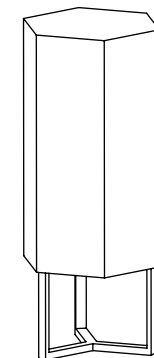
1. Place the pedestal base onto a flat surface, with the bottom facing upwards.



3. Attach legs to pedestal using screws and screwdriver.



2. Place the metal pedestal legs onto the base, aligning the holes.



4. Assembly is complete.